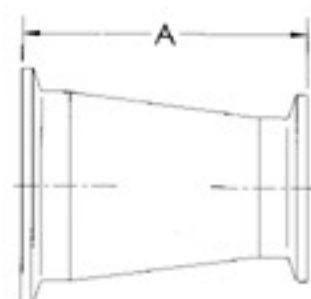
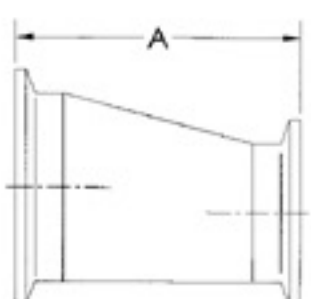


© 31-14MP / Concentric Reducer 《Clamp Ends》



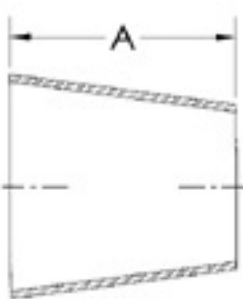
SIZE	A
1.1/2 X 1"	76.2
2 X 1"	127.0
2 X 1.1/2"	76.2
2.1/2X1.1/2"	127.0
2.1/2 X 2"	76.2
3 X 1.1/2"	177.8
3 X 2"	127.0
3 X 2.1/2"	76.2
4 X 2"	231.8
4 X 2.1/2"	181.0
4 X 3"	130.2

© 32-14MP / Eccentric Reducer 《Clamp Ends》




SIZE	A
1.1/2 X 1"	76.2
2 X 1"	127.0
2 X 1.1/2"	76.2
2.1/2X1.1/2"	127.0
2.1/2 X 2"	76.2
3 X 1.1/2"	177.8
3 X 2"	127.0
3 X 2.1/2"	76.2
4 X 2"	231.8
4 X 2.1/2"	181.0
4 X 3"	130.2

© 31W / Concentric Reducer 《Weld Ends》



SIZE	A
1.1/2 X 1"	50.8
2 X 1"	101.6
2 X 1.1/2"	50.8
2.1/2X1.1/2"	101.6
2.1/2 X 2"	50.8
3 X 1.1/2"	152.4
3 X 2"	101.6
3 X 2.1/2"	50.8
4 X 2"	203.2
4 X 2.1/2"	152.4
4 X 3"	101.6

© 32W / Eccentric Reducer 《Weld Ends》



SIZE	A
1.1/2 X 1"	50.8
2 X 1"	101.6
2 X 1.1/2"	50.8
2.1/2X1.1/2"	101.6
2.1/2 X 2"	50.8
3 X 1.1/2"	152.4
3 X 2"	101.6
3 X 2.1/2"	50.8
4 X 2"	203.2
4 X 2.1/2"	152.4
4 X 3"	101.6