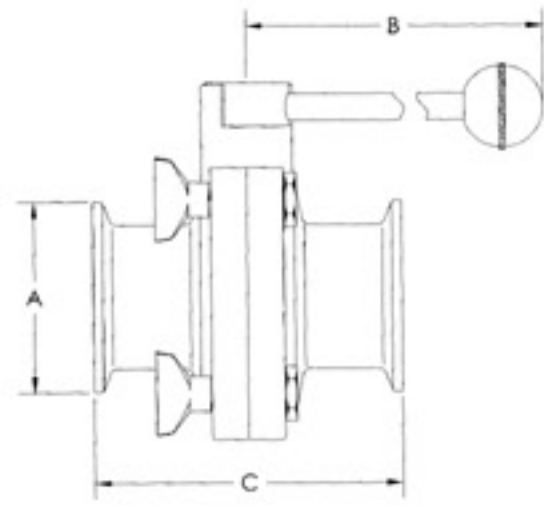
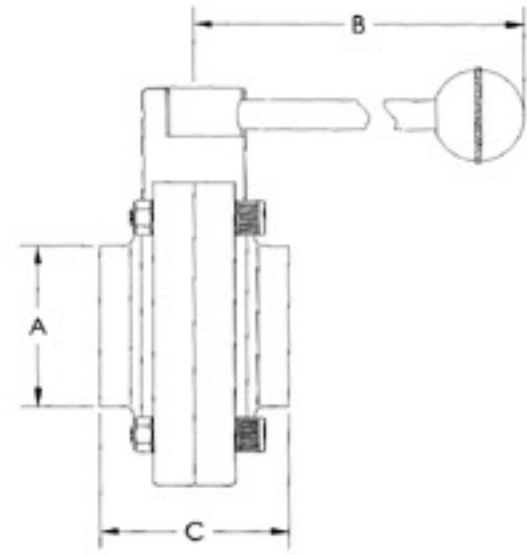


☉ Butterfly Valves / Clamp Ends



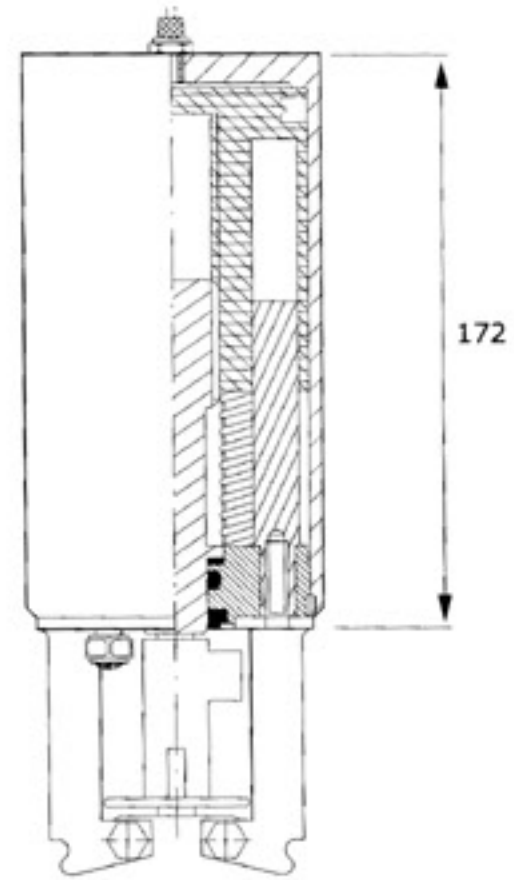
SIZE	A	B	C
1"	50.4	110	89.0
1.1/2"	50.4	110	89.0
2"	63.9	110	95.3
2.1/2"	77.4	110	96.8
3"	90.9	159	105.0
4"	118.9	159	122.2

☉ Butterfly Valves / Weld Ends

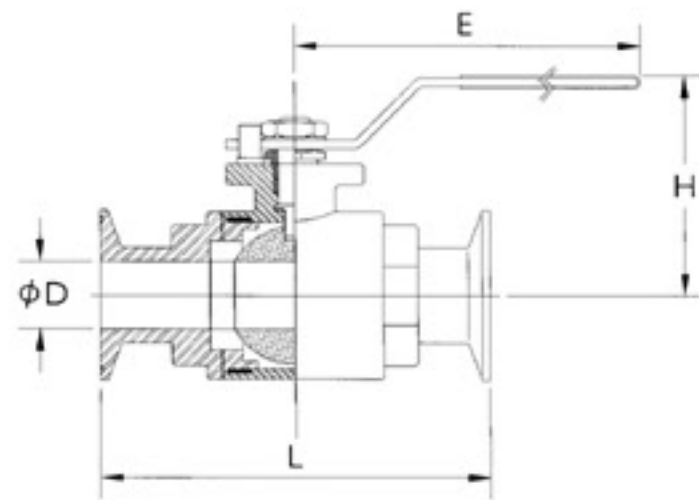


SIZE	A	B	C
1"	25.7	110	47.8
1.1/2"	38.4	110	47.8
2"	51.1	110	52.4
2.1/2"	63.8	110	54.0
3"	76.5	159	62.0
4"	101.9	159	79.6

☉ Option: Pneumatic Actuators

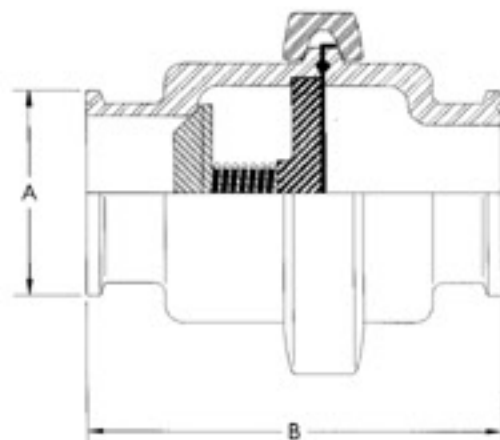


☉ Ball Valves



SIZE	L	E	H	D
1"	116	131	70	22.2
1.1/2"	132	191	95	35.0
2"	140	198	110	47.6

☉ Check Valves



SIZE	A	B
1"	50.4	130
1.1/2"	50.4	130
2"	63.9	130
2.1/2"	77.4	152
3"	90.9	152